

## Offer practical demonstrations






You can offer practical demonstrations and model the task to be completed, so that children can see what you mean. This applies across all key stages

During learning tasks, you might use concrete resources to aid teaching. By using these you might talk through what the young person is being asked to do and show them at the same time.

Video clips of people doing things that can be shared and re-watched can be useful too.

You might also use a visual task steps work sheet to go alongside the activity and resources—e.g.:

Make a Valentines card

Fold	
Cut	
Glue	
Write: <i>Happy Valentines</i>	
Write: <i>Jeremy</i>	

Can you think of any pupils who might benefit from practical demonstrations?

Are there any particular activities that might be particularly useful to use practical demonstrations during?

Jot down some notes below:

<u>Notes:</u>