

## Use uncluttered task sheets

Using uncluttered task sheets in a simple format can help the young person to focus on the work that they are engaging with.


Structured task sheets can be very supportive across all age ranges. With older children a frame or planning sheet avoids the ambiguity of a blank page and supports with planning and organisation. Thinking maps and writing frames can be supportive in providing structure for longer more open ended tasks.


Things to consider when using task sheets may be:




- Leave a clear space for the answer
- How does the pupil know how much to do?
- How does the pupil know when they are finished?
- Is there a clear starting point?
- Make sure the worksheet isn't too busy

- Using a certain colour to highlight key information
- Revisit and repeat information
- Use personal interests / individualised
- Use a meaningful reward system
- Use of language supports
- Use of chunking


Name: \_\_\_\_\_ Date: \_\_\_\_\_  
Write a story about a monster.

1. Draw a picture of a monster here:  


2. Write some WOW words to describe your monster:  


3. Make a story plan:  
beginning   
↓  
middle   
↓  
end   
Don't forget . , ! ? \* \*

Jamie's sentence openers:  
One very dark winter's day...  
Looking hungrily around was ...  
Slowly the monster...  
"It's impossible!" I .....

Conjunctions:  


Can you use any of the above suggestions when using work sheets with your pupils?  
Jot down some notes:

Notes:

---

---

---

---

---